




Reading

Humpty Dumpty

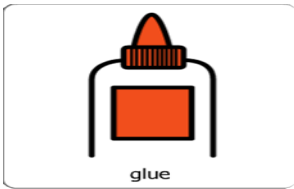
Today we are going to read a nursery rhyme about Humpty Dumpty. Nursery rhymes can also be poetry and songs.



Materials needed for this lesson...



scissors



glue

Nuttinbutpreschool.com

Materials Needed



- construction paper- colored & white
- scissors
- band aids
- visuals
- scissors
- glue



Vocabulary for today's lesson:



Here are some real pictures for today's lesson:



Let's watch a video...



Now, we are going to read a story about humpty dumpty.

NURSERY RHYME

Humpty Dumpty



www.readinga-z.com



Humpty Dumpty sat on a wall.



Humpty Dumpty had a great fall.



All the king's horses



and all the king's men




couldn't put Humpty




together again!

The End

Humpty Dumpty Craft



Items we need for this craft:





scissors




glue

Step 1: Cut the egg from white construction paper. Now draw a face on your egg




Nuttinbutapreschool.com

Step 2: “Break” your egg! Cut it into at least 4 pieces.



Step 3: Assemble your pieces together on your colored construction paper. You will glue them down to the paper.



Nuttinbutpreschool.com



Step 4: Secure your egg by “decorating” it with Band-Aids.

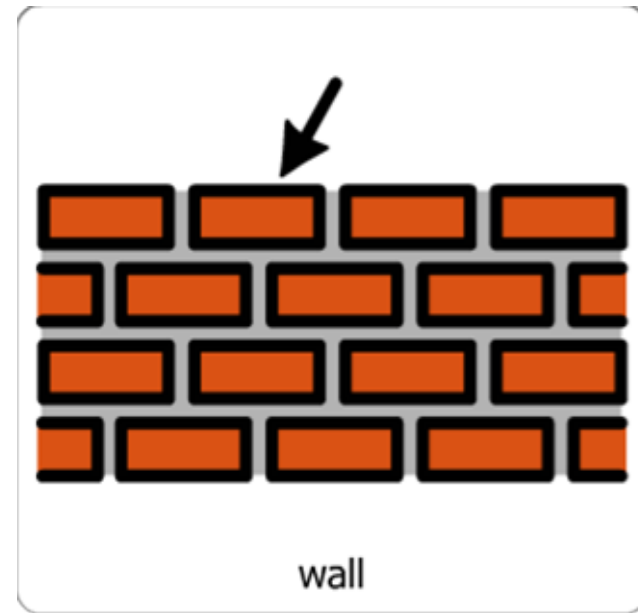



Today we read a nursery rhyme about Humpty Dumpty and saw that Nursery rhymes can also be poetry and songs.



Quiz Questions:

What did Humpty Dumpty fall off of in the song and the story?



Quiz Questions:

How did Humpty Dumpty look after he fell off of the wall in the song and the story?



cracked




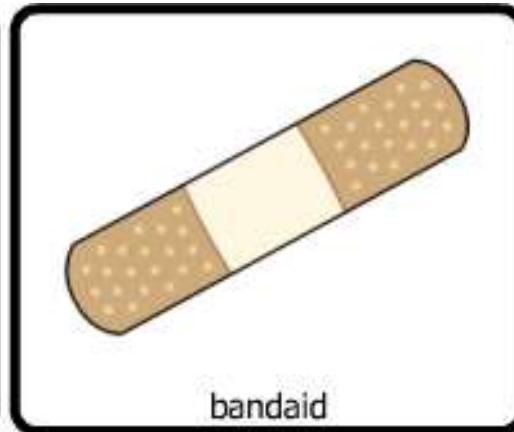
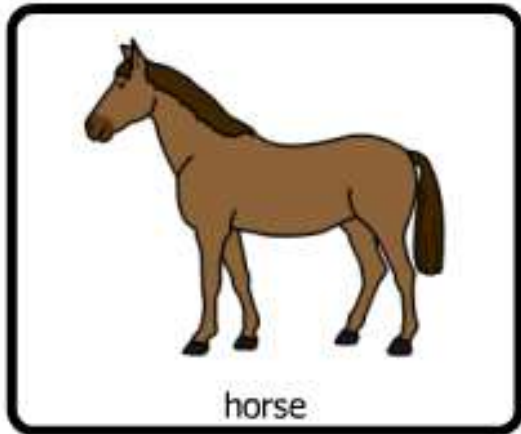
whole

We are ALL DONE!

- Teacher says “_____ is All Done! Time for _____!”
- Teacher says “Everyone check schedule!”
- Teacher changes the classroom schedule.
- Paras will assist individual students with checking schedules.



visuals



**Humpty Dumpty egg
template-1 per student**

