


A festive banner for a Spanish celebration. The background is white, decorated with several strings of Spanish national flags (yellow and red stripes with a central emblem) and a shower of colorful confetti in red, purple, green, and blue. The text is centered in the middle of the banner.

# Spanish Celebration

**21<sup>st</sup> -23<sup>rd</sup> of October 2025**

We decorated our school with Spanish themed decorations:



We had a Spanish themed lunch:





Paella  
(Pa-ai-yah)



Natillas  
(Na-tee-yas)



# YEAR 3

☐ Learnt about Spanish culture with their new Y3 Cultural Booklet.



## Year 3 – Cultural content

Name: \_\_\_\_\_

1. In which continent is Spain?  Africa  Europe  Asia  America

2. What is the capital of Spain?  Madrid  Barcelona  Paris

3. Circle the correct Spanish flag:



4. Tick the countries that speak Spanish:

Spain  Italy  Mexico  Portugal  Argentina  Chile

5. Which two produce is Spain famous for?

Sausages  Potatoes  Olive oil  Oranges  Grapes

6. Spain's tallest mountain is a  
volcano called **Teide**.

7. Spain is bigger or smaller  
than  
the UK?

Can you draw it?



8. Write the names of the countries  
that have a border with Spain: P \_\_\_\_\_



9. Name two ingredients of each of these famous Spanish dishes:

Gazpacho: \_\_\_\_\_ and \_\_\_\_\_

Paella: \_\_\_\_\_ and \_\_\_\_\_

10. Can you join the artist with their work?

Picasso

Gaudí

Miró



11. Who is in charge of bringing presents at Christmas time in Spain?

Santa  A Fairy Godmother  The Three Wisemen

# YEAR 3

- ❑ Learnt about folk music in Spain including 'La Jota' and 'Flamenco'.
- ❑ They also made their own castañuelas.



YEAR 3

☐ Made a very special paella



YEAR 3

☐ Made a mosaic lizard in the style of the Spanish artist Antonio Gaudí.



# YEAR 4

☐ Learnt about Spanish culture with the new Y3 Cultural Booklet.

## Year 4 – Cultural content

Name: \_\_\_\_\_

1. In which continent is Spain?  Africa  Europe  Asia  America

2. What is the capital of Spain?  Madrid  Barcelona  Paris

3. Circle the correct Spanish flag:



4. Tick the countries that speak Spanish:

Spain  Italy  Mexico  Portugal  Argentina  Chile

5. Which two produce is Spain famous for?

Sausages  Potatoes  Olive oil  Oranges  Grapes

6. Spain's tallest mountain is a volcano called **Teide**.

Can you draw it?



7. Spain is bigger or smaller than

the UK?

\_\_\_\_\_

8. Write the names of the countries that have a border with Spain: P \_\_\_\_\_



9. Name two ingredients of each of these famous Spanish dishes:

Gazpacho: \_\_\_\_\_ and \_\_\_\_\_

Paella: \_\_\_\_\_ and \_\_\_\_\_

10. Can you join the artist with their work?

Picasso

Gaudi

Miró





Who is in charge of bringing presents at Christmas time in Spain?

A Fairy Godmother  The Three Wisemen



# YEAR 4

☐ Learnt to count using the Mayan numbers.



# YEAR 4

- They made maracas and learnt a Mexican popular song: La Bamba.




YEAR 4

□ They made maracas and learnt a Mexican popular song: La Bamba.



# YEAR 4

- They painted a portrait in the style of the Spanish artist Pablo Picasso.




# YEAR 5

□ They learnt about the different festivals in Spain and South America that are celebrated throughout the year.



Year 5 – Calendar of Festivals Name: \_\_\_\_\_

<p><u>Enero (España)</u> Los _____ Magos</p> 	<p><u>Febrero (E.+SA.)</u> El C. _____</p> 	<p><u>Marzo (España)</u> Los F. _____ de V. _____</p> 
<p><u>Abril (España)</u> La F. _____ de A. _____</p> 	<p><u>Mayo (España)</u> Los P. _____ de C. _____</p> 	<p><u>Junio (Perú)</u> I. _____ R. _____</p> 
<p><u>Julio (España)</u></p>	<p><u>Agosto (España)</u></p>	<p><u>Septiembre</u></p>



# YEAR 5

□ They learnt about the Pre-Columbian cultures in Peru (Incas) and Mexico (Aztecs and Mayans)



**YEAR 5**

□ They researched in pairs a different Spanish speaking country.

Research Team Names: \_\_\_\_\_

21 Spanish Speaking Countries



Capital city: \_\_\_\_\_

Size in km<sup>2</sup>: \_\_\_\_\_

Population: \_\_\_\_\_

Currency: \_\_\_\_\_

Flag:



**YEAR 5**

□ They learnt about the Day of the Dead festival from Mexico and made (started to make) a sugar skull with clay.



# YEAR 6

- They learnt about the History of Spain and filled in a worksheet with the main events.



## HISTORY OF SPAIN

Name: \_\_\_\_\_

Some of the oldest paintings in the world were found in Northern Spain:

in caves       on city walls       in churches       on the cliffs

The first inhabitants of Spain were the **I** \_\_\_\_\_, and the **Celts**; then came the **Phoenicians**.

**Hannibal**, a ruler from the Phoenicians, tries to conquer the Romans (in Italy) by crossing the Alps on top of which animal?     horses       elephants       giraffes

But the **Romans** win the battle. They then come to Spain and conquer the whole of the territory.

Which **language** do the Romans bring to Spain?     Italian     Spanish     Latin

Which two **Roman emperors** were born in Spain?     Nero     Trajan     Cesar     Hadrian

Which of Jesus's **apostles** came to Spain where he died?     Paul     James     Judas

When the Roman Empire fails, the **Visigoths** come to Spain from the North of Europe.

In **711**, which group of people come to Spain from the South to conquer it?

The Greeks       The Romans       Tribes from central Africa       Muslim Moors

At that time, in Spain there were three religious groups living together in the same territory: Which ones?     Jews     Buddhist     Hindus     Christians     Muslims

**The Moors** conquer almost the whole of Spain, but the north remains Christian. These, start fighting downwards to re-conquer Spanish territory from the Moors. This is called '**La Reconquista**'.

In the end, only one region is held by the Moors: **G** \_\_\_\_\_.

Isabel, **Queen of Castile** and Fernando, **King of Aragon**, marry and unite their territories.

They provided the money to finance (to pay for) the trip of **Christopher Columbus** to travel to India, but instead, he landed in **A** \_\_\_\_\_.


Later, the very religious **King, Philip II**, wants to depose the protestant Queen Elizabeth I, from **E** \_\_\_\_\_. The mighty Spanish Armada (ship fleet) fails to do so, but they win against the **T** \_\_\_\_\_.

A golden age of cultural achievements begins in Spain. **Cervantes** writes the first modern novel,

**Don Q** \_\_\_\_\_.

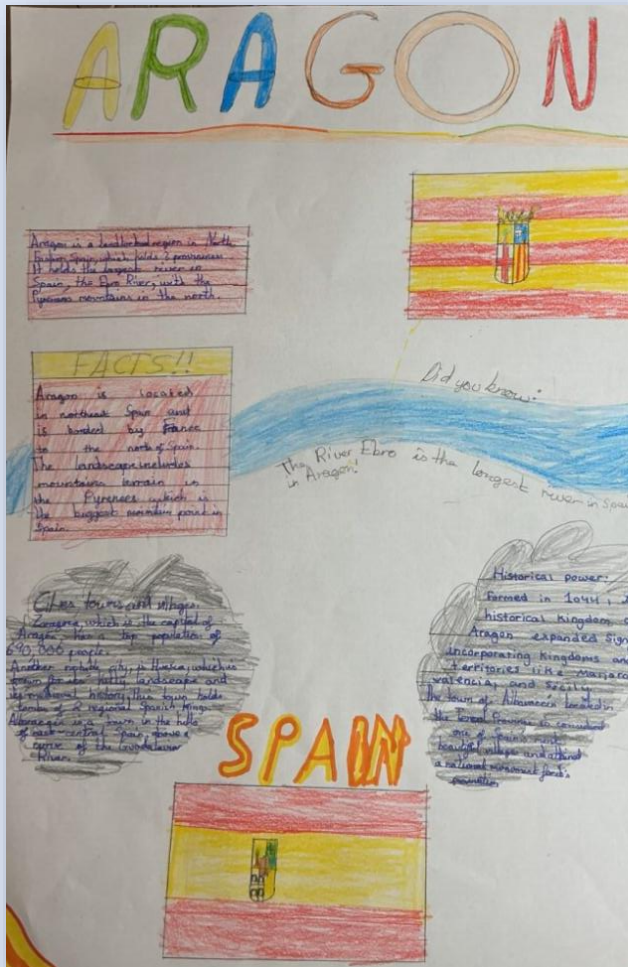
# YEAR 6

- They made maps of Spain with mountains, rivers and important cities.



# YEAR 6


□ They researched one Spanish region in teams and made a poster singing the praises of that region.



**Autonomic Community:** \_\_\_\_\_

**Research Team Names:** \_\_\_\_\_

\_\_\_\_\_



**Population:** \_\_\_\_\_

**Size of the A.C.:** \_\_\_\_\_

**Capital city of that A.C.:** \_\_\_\_\_

**Language spoken in that A.C.:** \_\_\_\_\_

A - Geographical features of interest: (mountains, rivers, delta, type of landscape)

B - Important monuments (Churches, Roman buildings, Palaces, etc.)

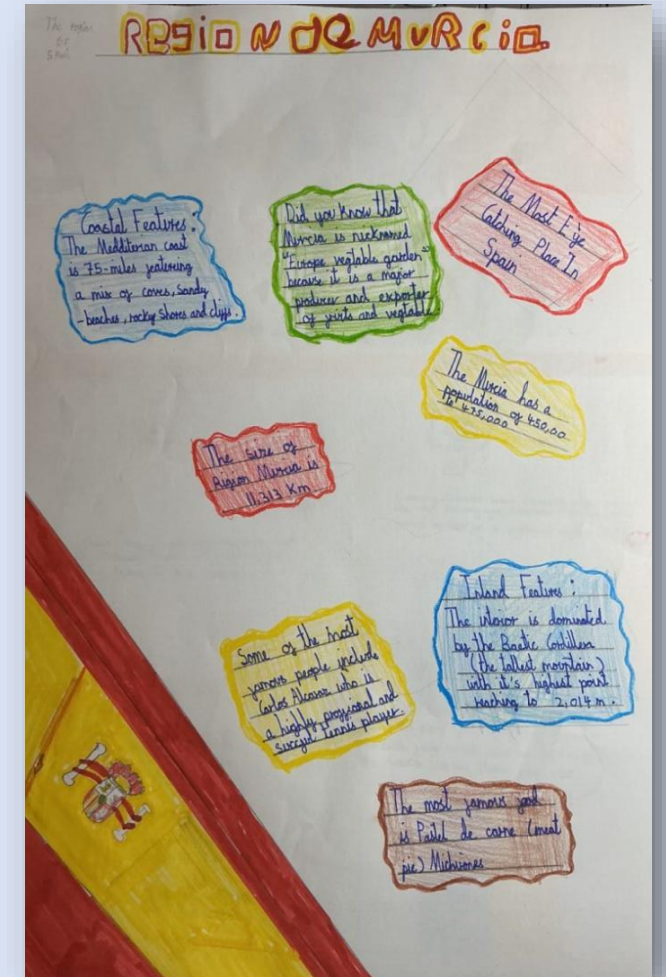
C - Main produce or industry of that A.C.

D - Typical food from the regions (important / famous dishes)

E - Festivals of importance in that A.C.

F - Famous people (celebrities, artists, writers, historical figures, sports personalities) and football clubs.

\_\_\_\_\_



YEAR 6

□ They painted a picture in the style of the Spanish artist Joan Miró



# YEAR 6

□ Last, but not least, they had a Flamenco Workshop with two wonderful artists: Ramón, with the guitar, and Anita, the dancer.



Everyone took part with enthusiasm and a lot of 'arte':



Los premios a los mejores trabajos

The prizes to the best pieces of work



# Year 3 – Gaudí's mosaic

Ash: Amy & Khadija

Sycamore: Anaya & Anthony

Juniper: Anastasia & Teagan



# Year 4 – Picasso style portrait

Beech: Hajra

Oak: Shourouq and Sophie

Larch: Akshara, Hassan and Mehtab



# Year 5 – Day of the Dead skull

Watch this space...

The skulls are not ready yet...



# Year 6 – Miro style painting

Rowan: Alessia and Yusuf

Maple: Lais and Skand

Willow: Rudaina and Namirah



We gave thanks to close our special celebration week:

Doy gracias por lo que tengo:

Por mi familia,  
mis profesores,  
mi escuela  
y mis amigos.

Doy gracias  
por aprender,  
crecer,  
lograr  
y florecer  
cada día.

Amén

I am grateful for what I have;

For my family,  
my teachers,  
my school  
and my friends.

I am grateful  
for learning,  
growing,  
achieving  
and flourishing  
every day.

Amen

If you would like to see more photographs and some videos of the event you can find them in the Spanish Gallery under **'Spanish Celebration – extra photos and videos'**