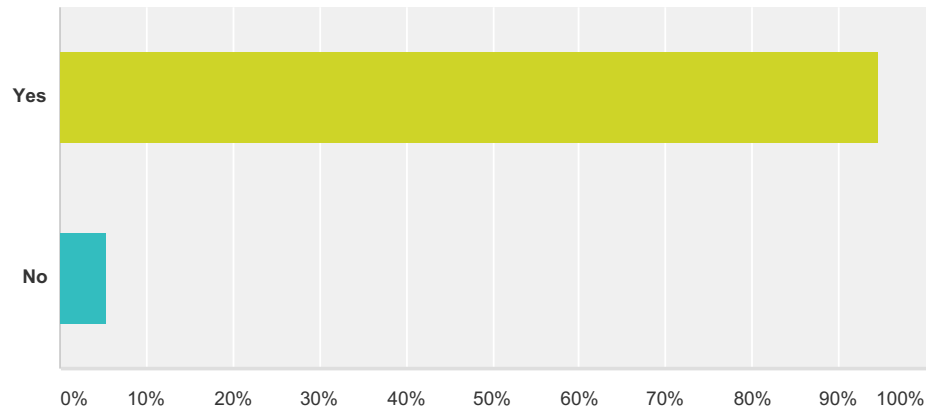


### Q1 My child is mostly happy at school.

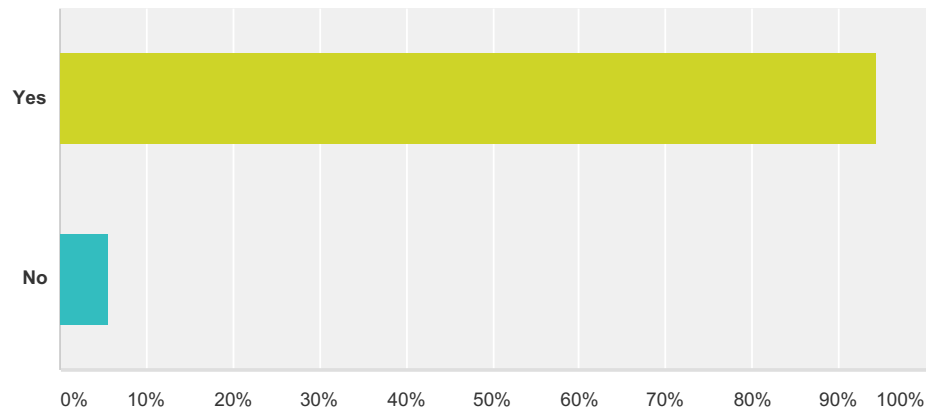
Answered: 91 Skipped: 0



Answer Choices	Responses
Yes	94.51% 86
No	5.49% 5
<b>Total</b>	<b>91</b>

### Q2 My child feels safe at school, e.g. security and trusted adults.

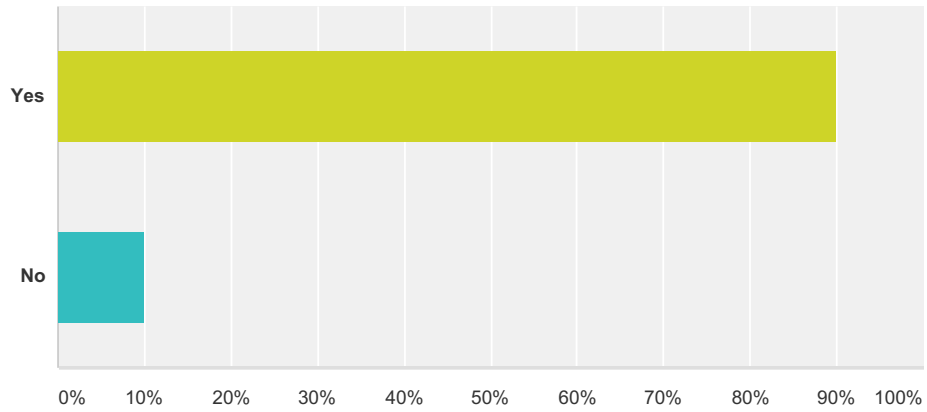
Answered: 90 Skipped: 1



Answer Choices	Responses
Yes	94.44% 85
No	5.56% 5
<b>Total</b>	<b>90</b>

### Q3 My child is taught well at school.

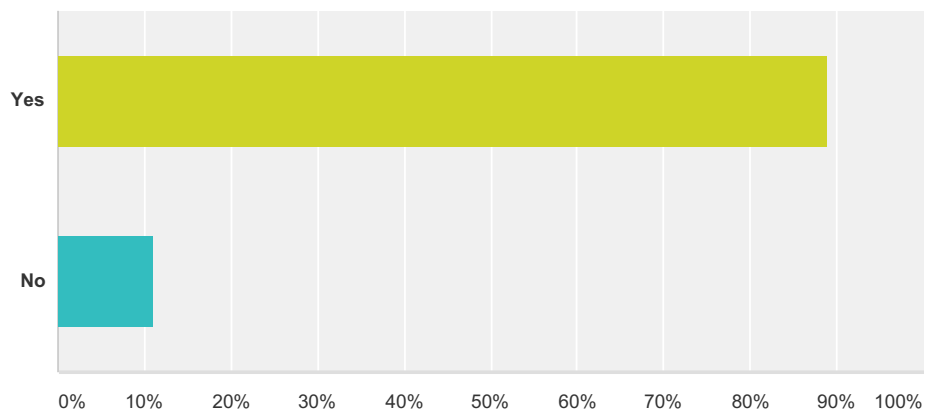
Answered: 90 Skipped: 1



Answer Choices	Responses	Count
Yes	90.00%	81
No	10.00%	9
<b>Total</b>		<b>90</b>

**Q4 My child has made progress in their learning.**

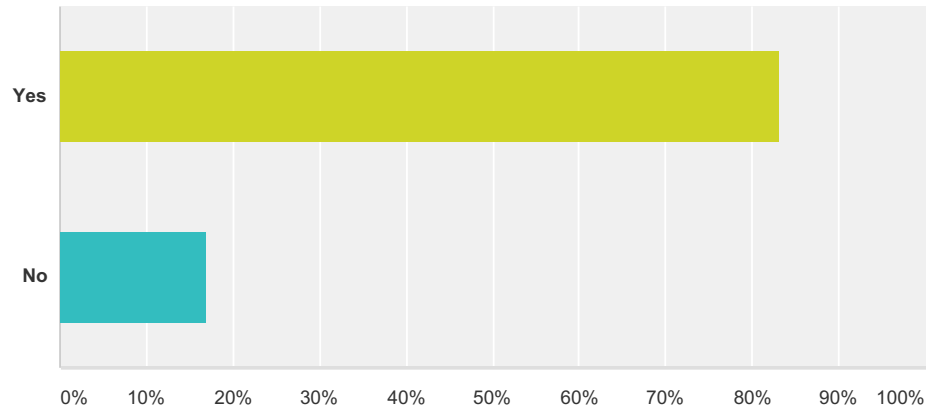
Answered: 90 Skipped: 1



Answer Choices	Responses	Count
Yes	88.89%	80
No	11.11%	10
<b>Total</b>		<b>90</b>

**Q5 The school has a rigorous approach to behaviour management.**

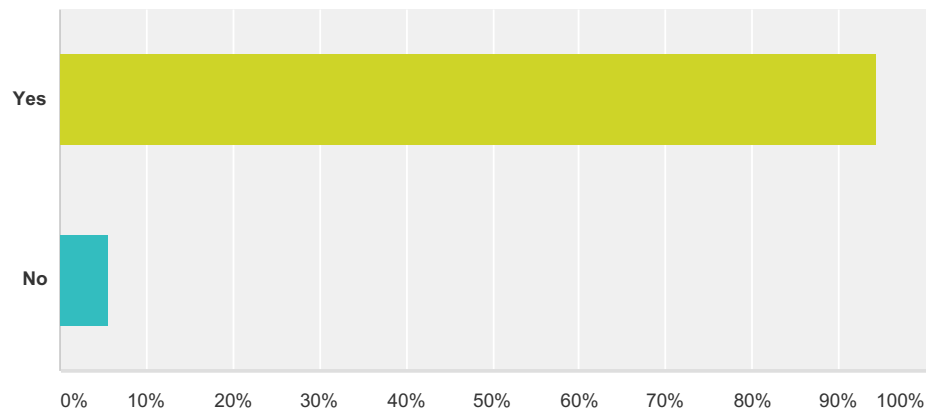
Answered: 89 Skipped: 2



Answer Choices	Responses
Yes	83.15% 74
No	16.85% 15
<b>Total</b>	<b>89</b>

**Q6 The school recognises and celebrates children's achievements, e.g. through Twitter, Good News postcards, certificates etc.**

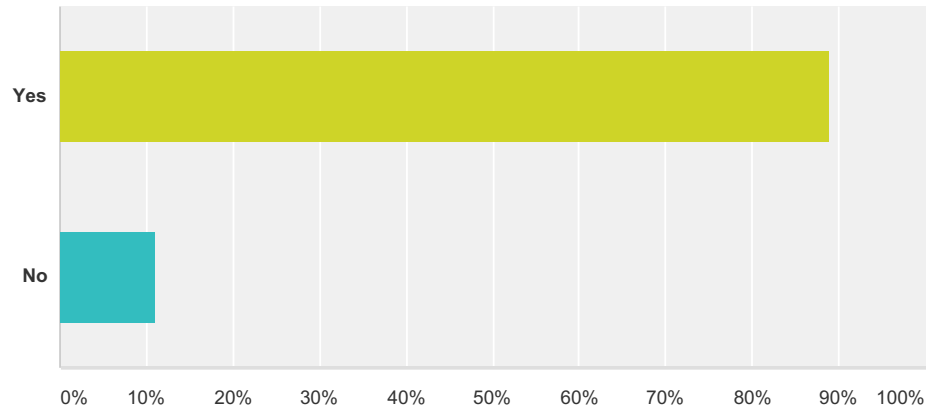
Answered: 90 Skipped: 1



Answer Choices	Responses
Yes	94.44% 85
No	5.56% 5
<b>Total</b>	<b>90</b>

**Q7 The school communicates well with parents, e.g. ParentMail, newsletters, website, parent consultations.**

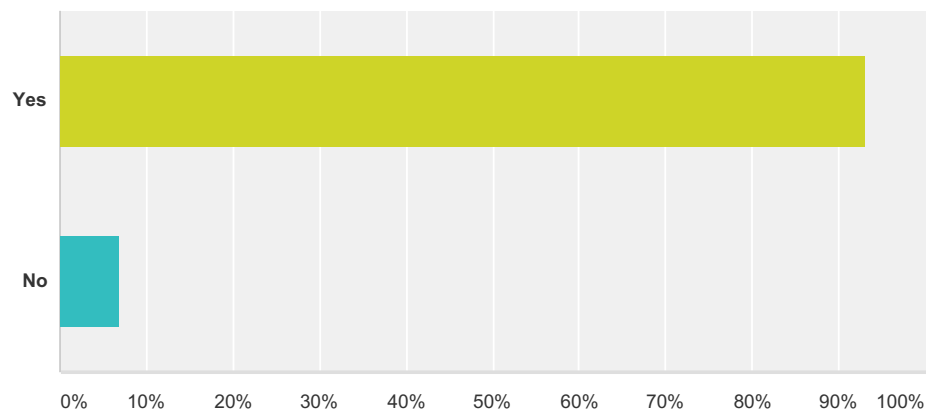
Answered: 90 Skipped: 1



Answer Choices	Responses
Yes	88.89% 80
No	11.11% 10
<b>Total</b>	<b>90</b>

**Q8 There is usually someone to answer any questions/concerns I may have.**

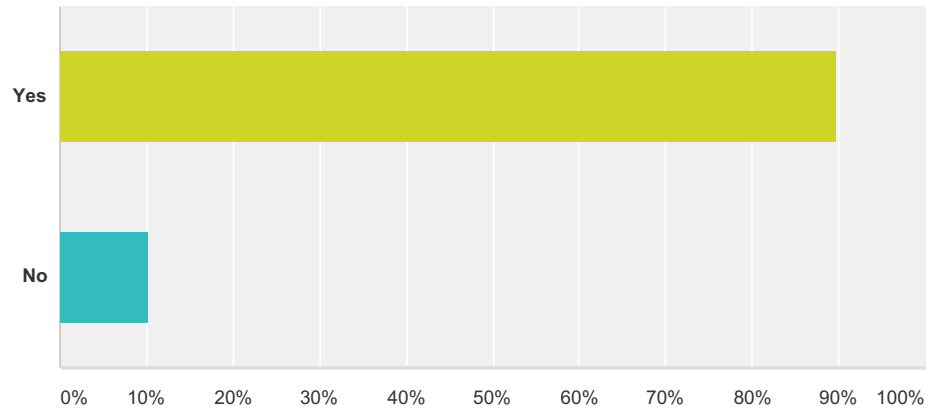
Answered: 88 Skipped: 3



Answer Choices	Responses
Yes	93.18% 82
No	6.82% 6
<b>Total</b>	<b>88</b>

**Q9 The school is well led and managed.**

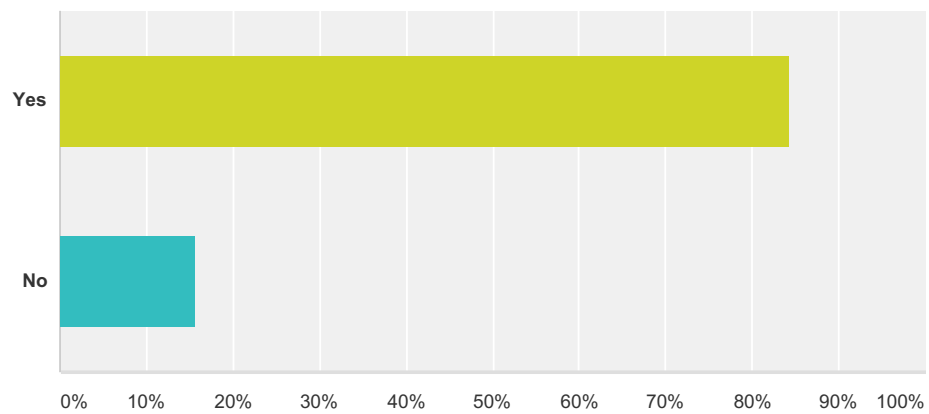
Answered: 88 Skipped: 3



Answer Choices	Responses
Yes	89.77% 79
No	10.23% 9
<b>Total</b>	<b>88</b>

**Q10 I would recommend this school to other parents.**

Answered: 89 Skipped: 2



Answer Choices	Responses
Yes	84.27% 75
No	15.73% 14
<b>Total</b>	<b>89</b>